











TECHNICAL DATA SHEET

GO! S1.5

| | | |
|---|------------------------------|---|
|  | Maximum speed | 45 kph (25 kph version available) * |
|  | Range | 40-60 km (based on 45 kph version) * |
|  | Brakes | Front and rear hydraulic disc brake |
|  | Tires | 130/60-R13, front and rear |
|  | Front Fork | Hydraulic telescope fork |
|  | Rear suspension | Mono shock absorber |
|  | Battery | Lithium-ion |
|  | Voltage | 72 Volt |
|  | Weight battery | Approx. 16 kg |
|  | Battery (estimated lifetime) | 50.000 km |
|  | Charger | on board, 600W, 110-240 Volt (50/60 Hz) |
|  | Charging time | 2-3 h, approx. 1 h up to 80% charging |
|  | Motor | Brushless motor, PMAC with belt drive |
|  | Torque | 54 Nm |
|  | Weight | approx. 102 kg (incl. battery) |
|  | Wheelbase | 1 310 mm |
|  | Seat height | 790 mm |
|  | Storage capacity | 10 litre |
|  | Carrying capacity | 2 passengers / max. 150 kg |
|  | Guarantee | 24 month |
|  | Emissions | Zero |